

# Fluid Bed Dryer

- **Parts List – Model DVX410**

***Oliver***™

Innovate. Build. Repeat.

**Main Office/Production Unit  
27151 Harris Road  
La Junta, CO USA 81050**

## PLEASE READ THIS BEFORE ORDERING PARTS

Oliver Manufacturing maintains a complete file on all its machines by both Order Number and Customer Name. When you order parts we need the following information.

1. Your Name
2. Company Name
3. Shipping Address
4. Billing Address
5. Phone Number
6. Machine Model Number
7. Machine Order Number
8. Left Hand or Right Hand Model
9. Purchase Order Number
10. Parts Required
  - A. Drawing Number
  - B. Item Number
  - C. Part Number
  - D. Description
  - E. Quantity

Having the above information ready when you call will help to insure that we ship the right parts to you as quickly and efficiently as possible.

Shipping takes place as soon as possible after the order for parts has been received. The fastest, most inexpensive method will be used unless otherwise specified. Incomplete or incorrect information for orders may cause unavoidable shipping delays and errors. If you have a special problem or cannot locate some of the required information, please contact us. We will work with you to provide what you need as quickly and as inexpensively as possible. For your convenience you can use the following Parts Order Form. Our mailing address is:

**Oliver Manufacturing Co, Inc.**  
**27151 Harris Road, La Junta,**  
**Colorado 81050.**

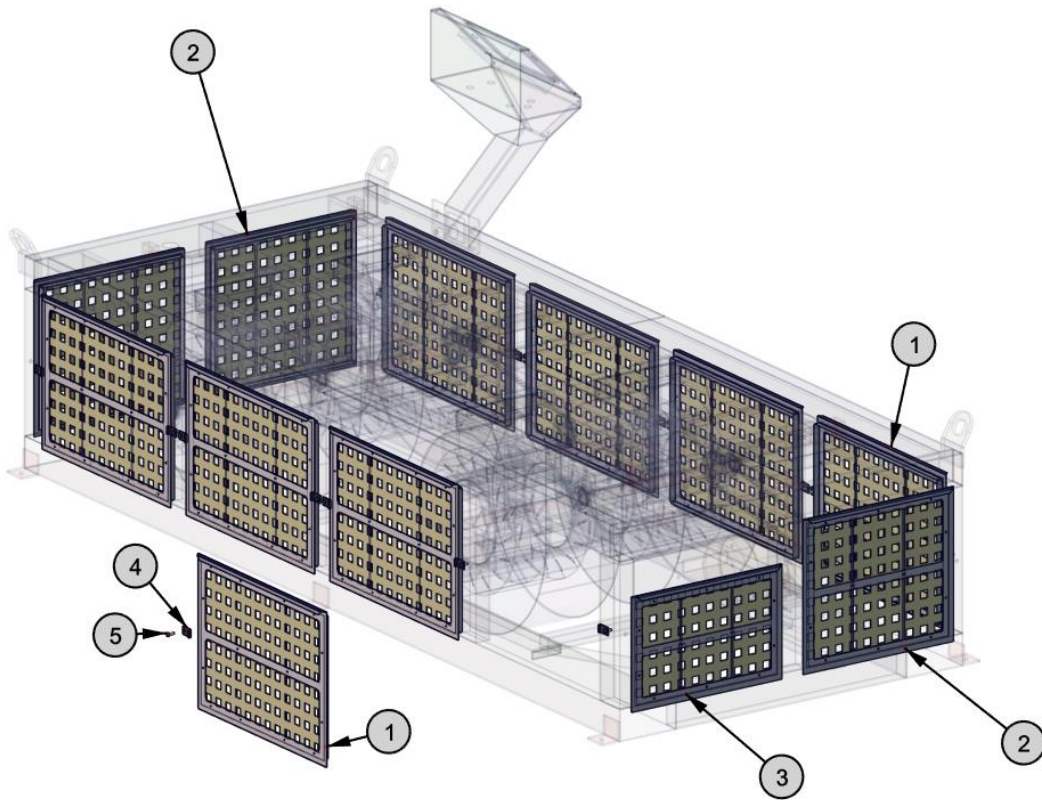
**Phone Number: (719) 254-7813 – 888-254-7813**

**Fax Number (719) 254-6371**

[contactus@olivermanufacturing.com](mailto:contactus@olivermanufacturing.com)

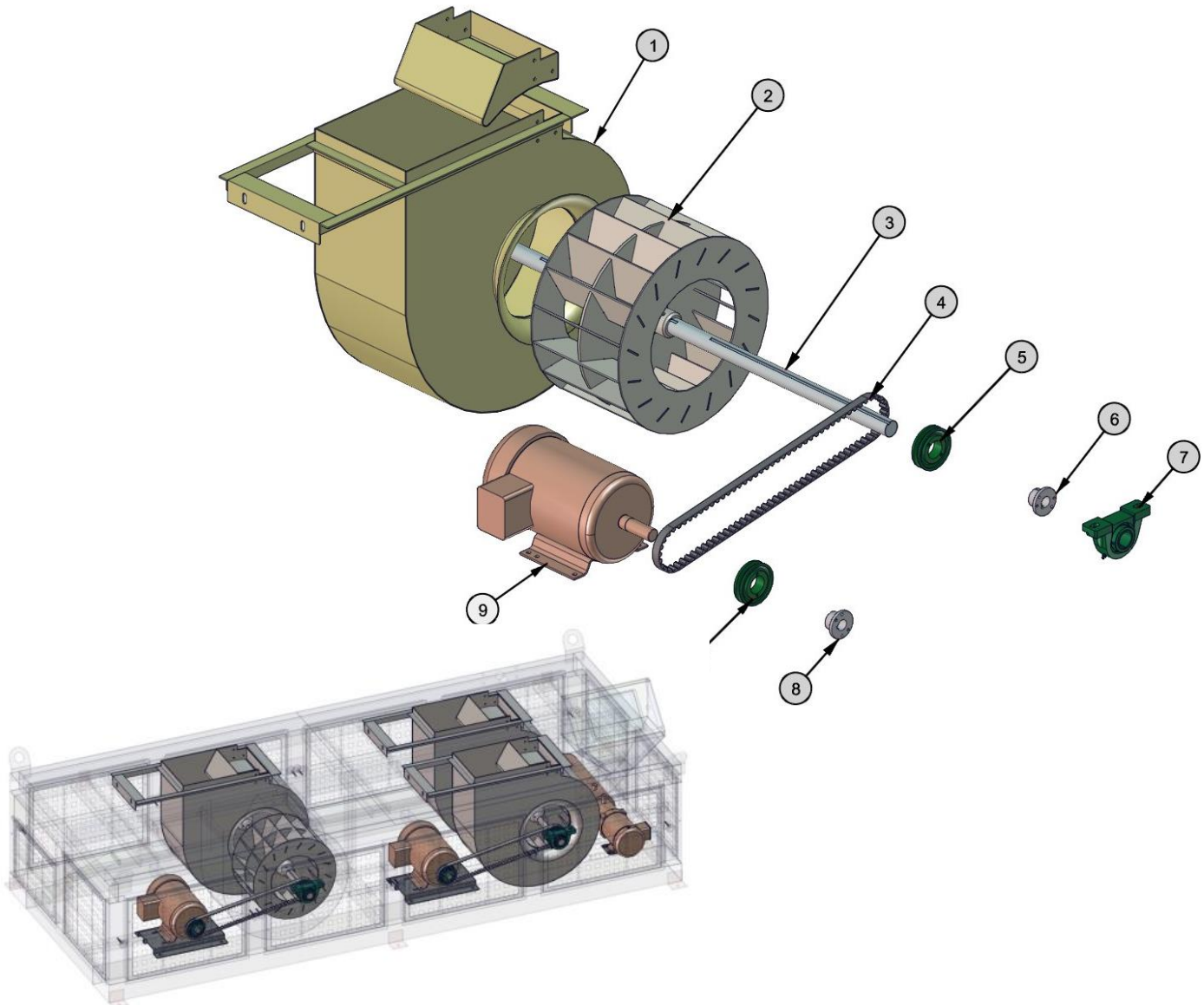
## 1. DVX410 FLUSH FILTER

REF	PART NUMBER	DESCRIPTION	QTY
1	AAAAF0011000	VOYAGER SIDE FILTER COMPLETE	8
2	AAAAF0021040	VOYAGER 1040 END FILTER COMPLETE	3
3	AAAAF0031040	1040/410 ROXTEC END FILTER COMPLETE	1
4	AAAAF1011000	K-VOYAGER FLUSH FILTER CLAMP	24
5	ZNT204	1/4-20 .027-165 LG FLANGE RIB NUTSERT	24



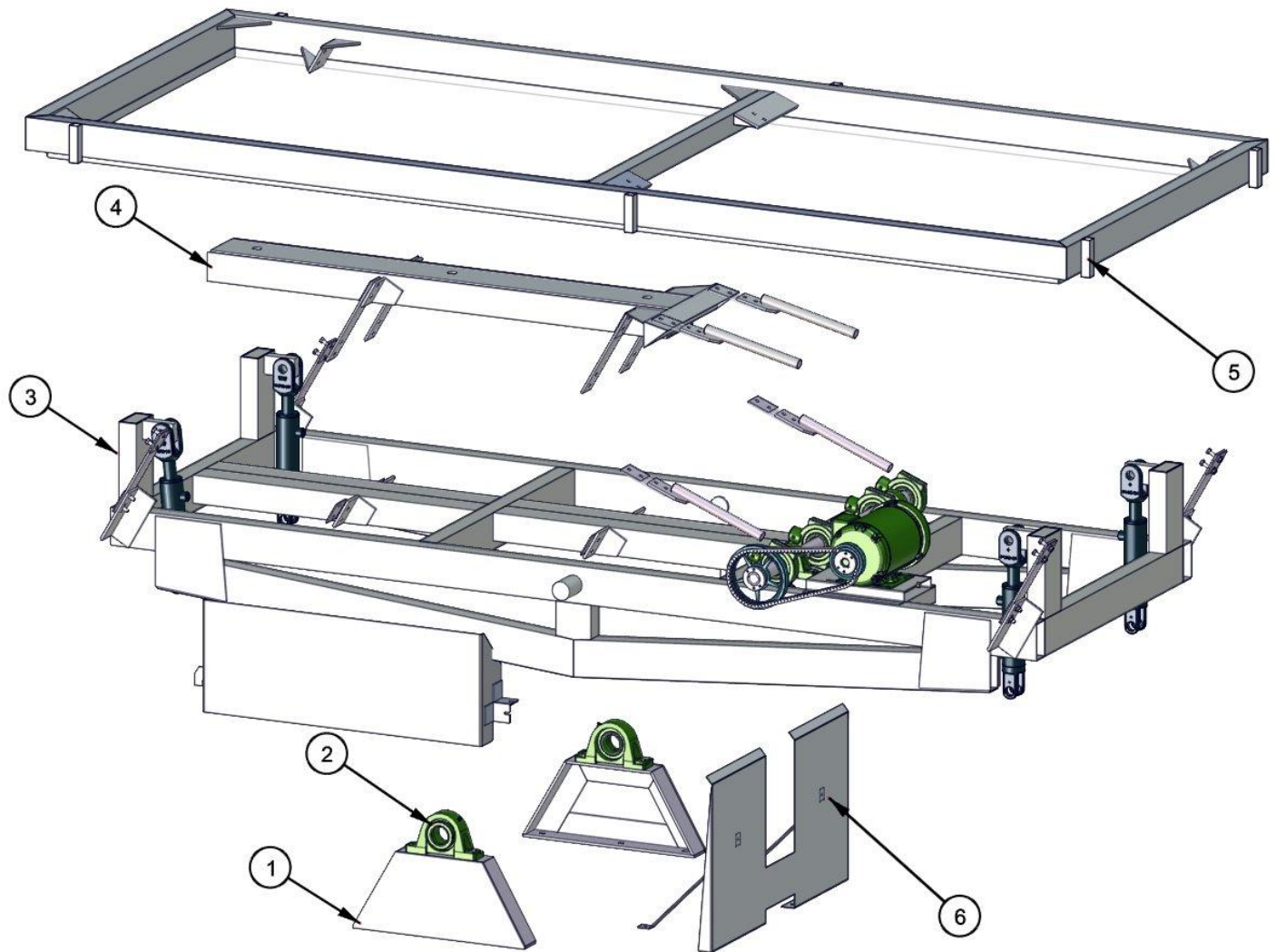
## 2.DVX410 MAINFRAME & BLOWER ASSEMBLY

REF	PART NUMBER	DESCRIPTION	QTY
1	AAABF5501000	GEN 2 10INCH FAN DRUM COMPLETE	4
2	AAABF5001000	GEN2 10INCH FAN WHEEL COMPLETE	4
3	DDVBF200410	DVX410 FAN SHAFT	2
4	ZBK282	1512-8MGT-20 HT200 HTD BELT	2
5	ZBK28020	P44-8MGT-20-TL POWERGRIP SPRCKT (2012)	4
6	ZBK280201	2012 1 7/16INCH TAPER LOCK BUSHING	2
7	ZBG211	1 7/16Inch PILLOW BLOCK BRG-SKWEZLOK	6
8	ZBK280202	2012 1 3/8INCH TAPER LOCK BUSHING	2
9	ZMT109	7 1/2HP 230/460/3/60 213T TEFC E-MOTOR	2



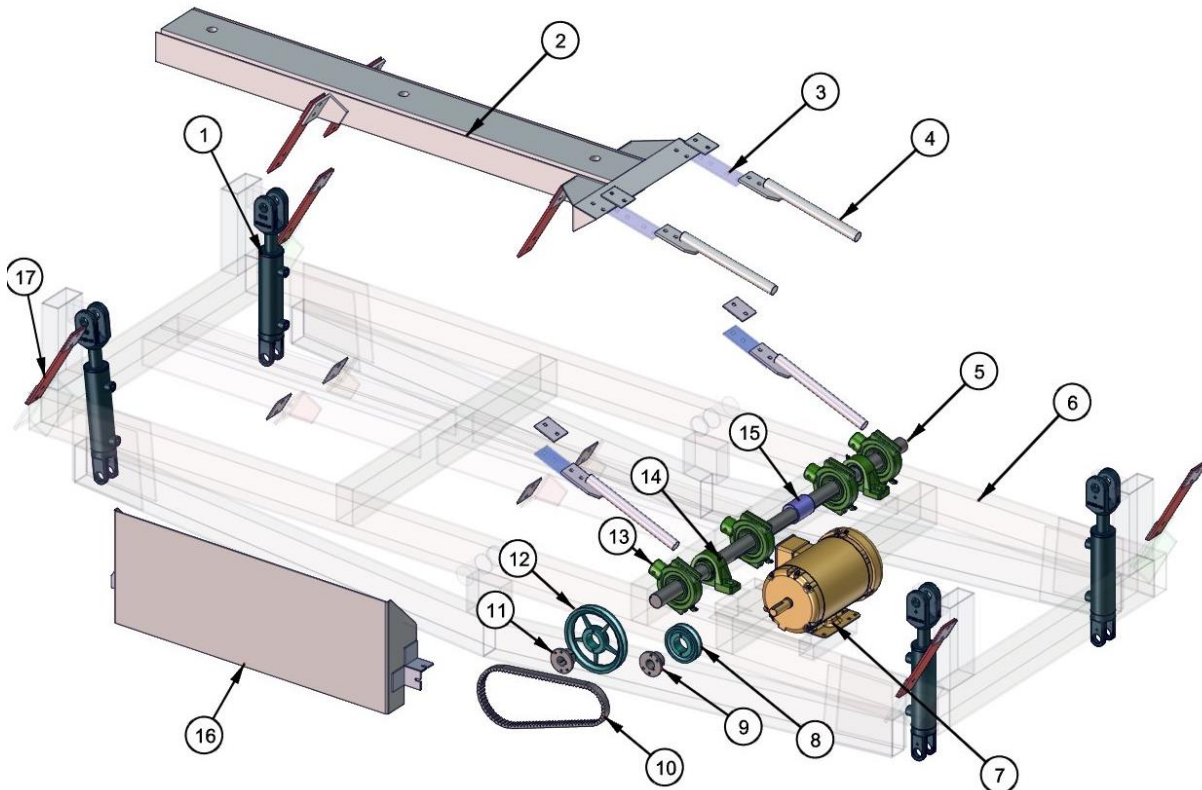
### 3.DVX410 UPPER SECTIONAL ASSEMBLY

REF	PART NUMBER	DESCRIPTION	QTY
1	DDVEC100410	DVX410 FBD DRIVE BASE MOUNT	2
2	ZBG220	2" PILLOW BLOCK BRG	2
3	DDVEC101410	DVX410 DRIVE SECTION	1
4	DDVEC251410	DVX410 COUNTER WT SLAT MOUNT	1
5	DDVDK100410	DVX410 CARRIAGE	1
6	DDVAC205410	DVX410 AIRCHEST DIVIDER	1



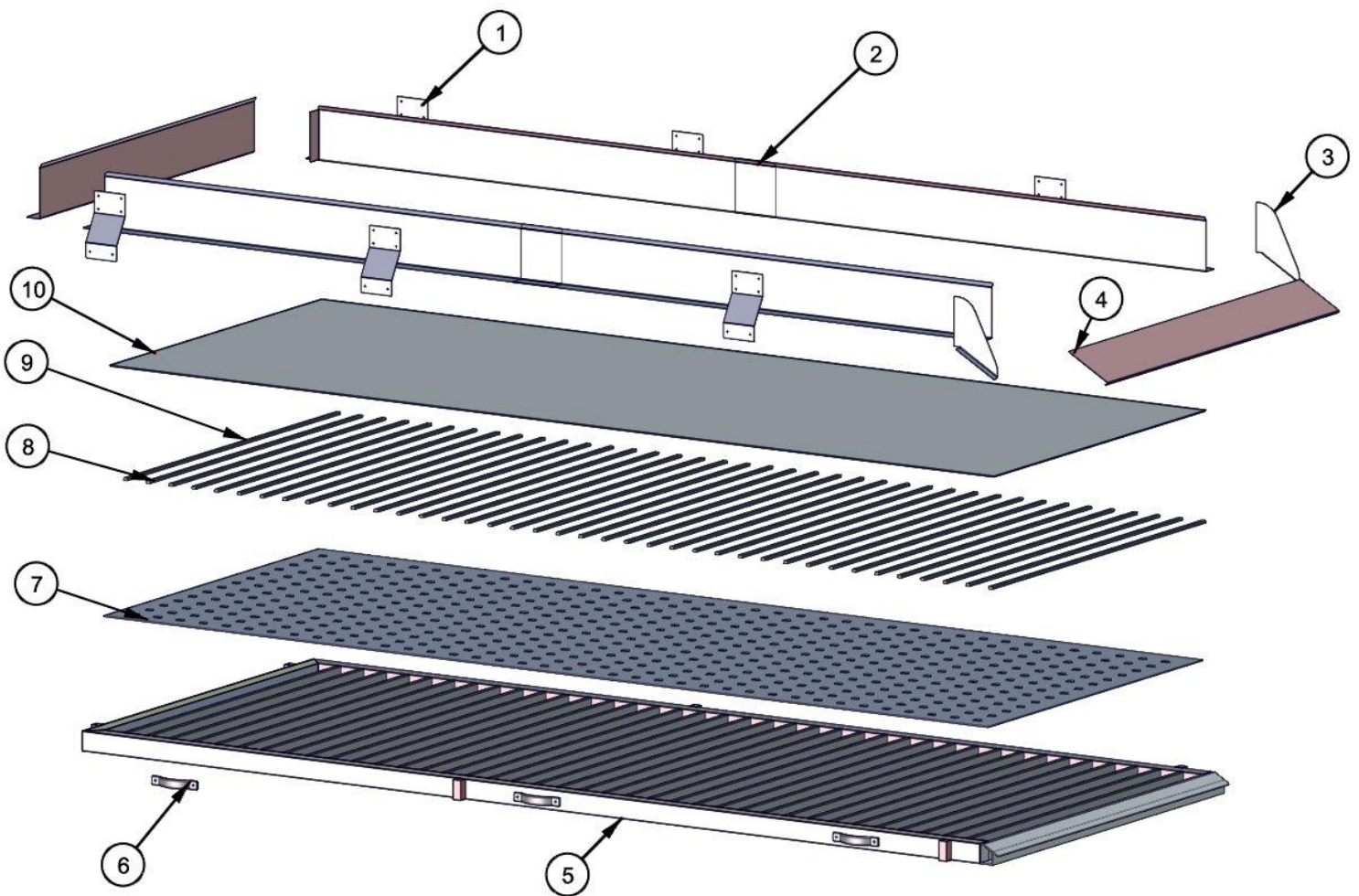
## 4.DVX410 SIDE TILT ASSEMBLY

REF	PART NUMBER	DESCRIPTION	QTY
1	ZHY130	HYDRAULIC CYLINDER 2 X 4	4
2	DDVEC251410	DVX410 COUNTER WT SLAT MOUNT	1
3	ZFG130	SCOTCHPLY 2" X 5 1/2" X .195	4
4	UEC340	M/C STONER DRIVE ROD COMPLETE	4
5	DDVEC200410	DVX410 1 7/16 ECCENTRIC SHAFT	1
6	DDVEC101410	DVX410 DRIVE SECTION	1
7	ZMT010	1HP 230/460/3/60 E-MOTOR	1
8	ZBK28022	8MX-22S-12-TL POLY CHAIN GT SPRCKT (1008	1
9	ZBK280221	1008 7/8INCH TAPER LOCK BUSHING	1
10	ZBK296	8MGT-896-12 POLY CHAIN GT2 BELT	1
11	ZBK280201	2012 1 7/16INCH TAPER LOCK BUSHING	1
12	ZBK28060	8MX-60S-12-TL POLY CHAIN GT SPRCKT (2012	1
13	ZBG230	1 15/16Inch TAKE UP UNIT BRG	4
14	ZBG211	1 7/16Inch PILLOW BLOCK BRG-SKWEZLOK	3
15	SEC350	M/C ECC HEART - COMPLETE 1/8 INCH THROW 1-7/16 INCH ID	4
16	DDVEC225410	DVX410 ECC DRIVE GUARD	1
17	ZFG125	SCOTCHPLY - 2Inch X 10 1/2Inch - .195Inch	8



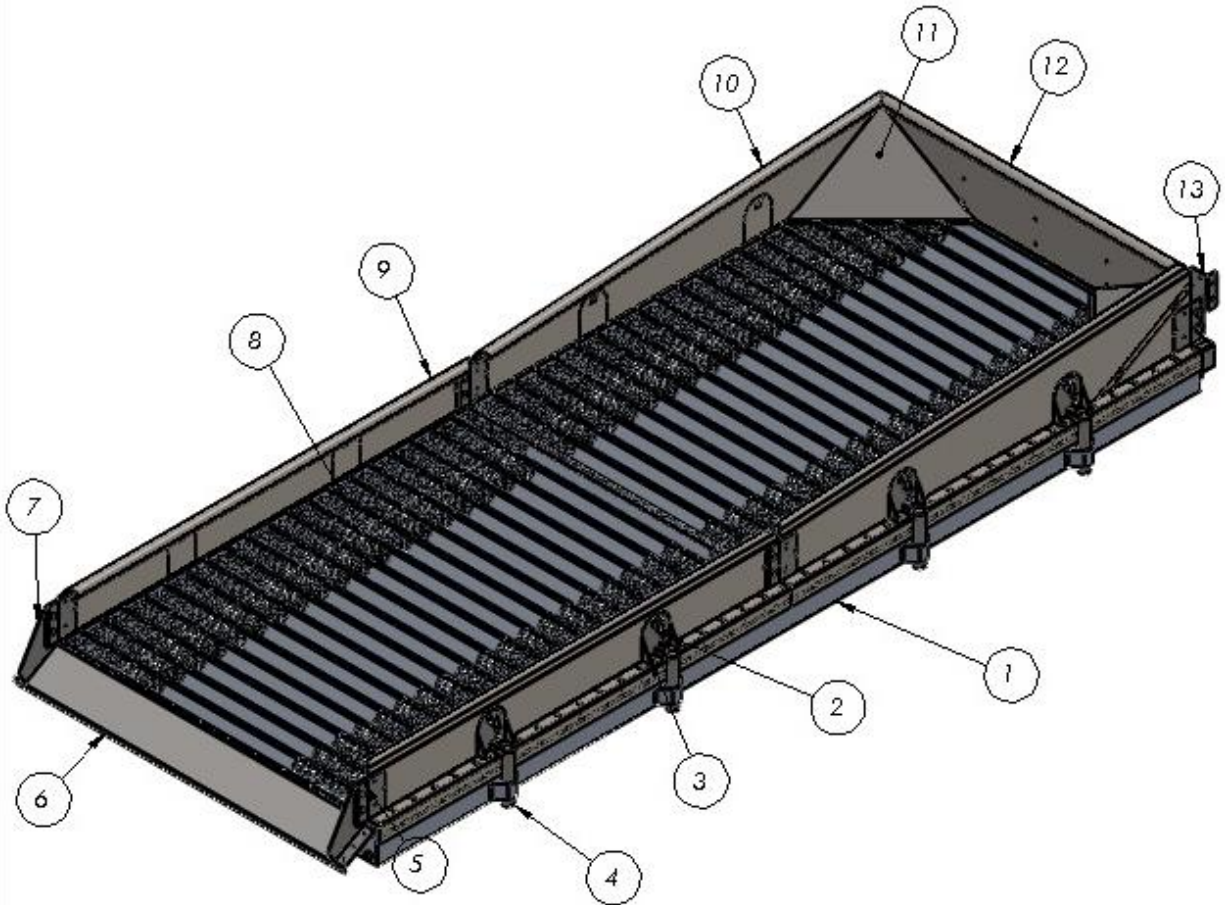
## 5.DVX410 DECK ASSEMBLY(ONE PIECE DECK)

REF	PART NUMBER	DESCRIPTION	QTY
1	YDK321	K-#616 FBD DECK RAIL GUSET(6Inch X 7 1/4	6
2	DDVVK199410	DVX410 DRYER SS RAIL SET	1
3	DDVVK200410	DVX410 DRYER DISCH APRON SIDE SS	2
4	DDVVK204410	240 SS END APRON 6 1/2 X 48 "	1
5	DDVVK001410	DVX410 DRYER DECK	1
6	ZDK001	DECK GRAB HANDLE	6
7	ZDK332	UNDERCOVER 1/4 ON 1/2	42 SQFT
8	HDK246	HI-CAP ALUMINUM PARTING STRIP - 1/2Inch	38
9	ADK247	240 ALUMINUM PARTING STRIP - 1 3/4Inc	1
10	ADK117	16 MESH SS DECK OVER COVER	42 SQFT



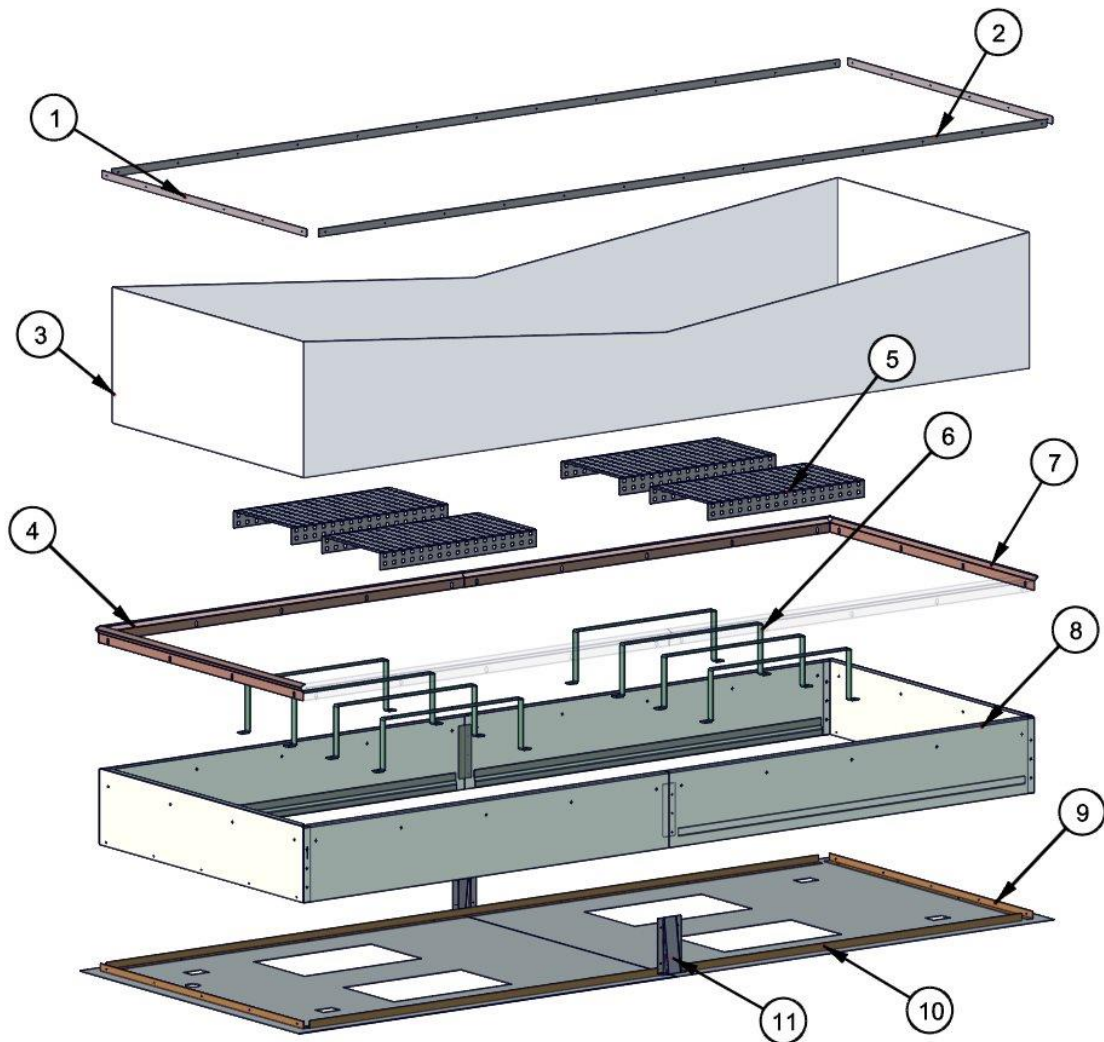
## 6. DVX 410 MODULAR DECK ASSEMBLY

REF	PART NUMBER	DESCRIPTION	QTY
1.	DDVDK001410	DVX410 DRYER DECK FRAME	1
2.	ZDK360060	MODULAR DECK UNDER-CENTER DRAW LATCH	8
3.	ZDK360060	MODULAR DECK UNDER-CENTER DRAW LATCH	8
4.	ZDK360062	MODULAR DECK SWINGBOLT(NO TAB)	8
5.	QDK3600861	MODULAR RAIL GUIDE PLATE LH	1
6.	DDVDK204410	MOD DECK 48INCH DISCHARGE APRON	1
7.	DDVDK200410	DVX410 DRYER DISCH APRON SS	1
8.	TBD	HAT SECTION	TBD
9.	DDVDK203410	DVX410 DRYER SS SIDE RAIL (DISC END)	2
10.	DDVDK202410	DVX410 DRYER SS LH SIDE RAIL (FEED END)	2
11.	DDVDK105410	410 DRYER CORNERBOARD	2
12.	DDVDK201410	DVX410 DRYER SS FEED END RAIL	1
13.	QDK360077	MODULAR END RAIL ANGLE LH	2



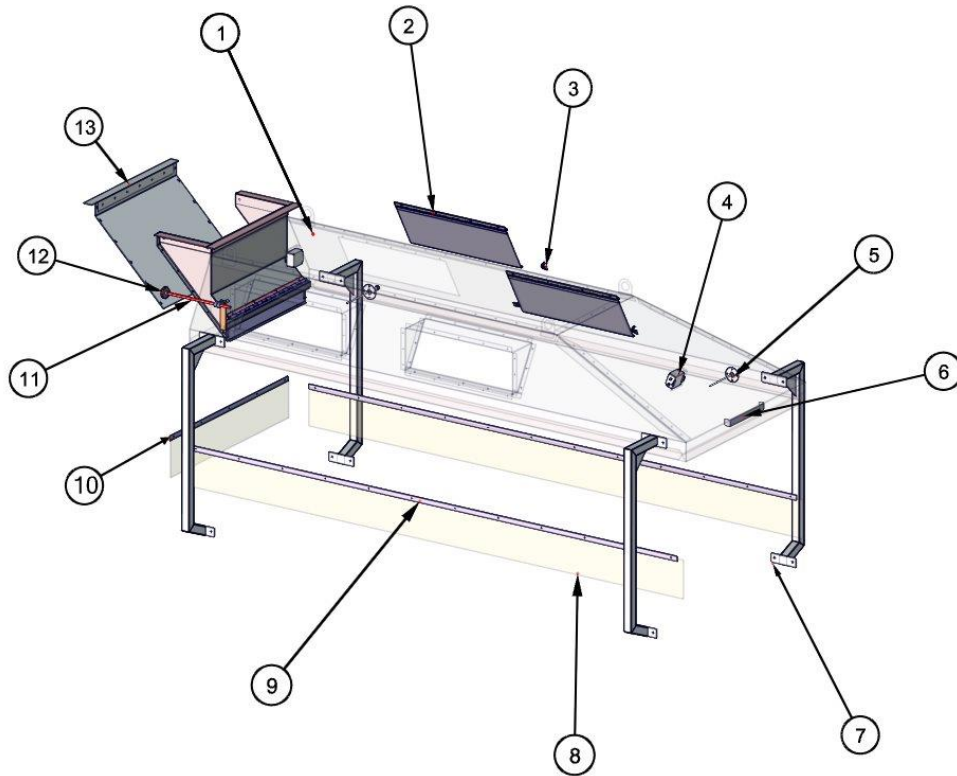
## 7.DVX410 AIR CHEST ASSEMBLY

REF	PART NUMBER	DESCRIPTION	QTY
1	DDVAC104410	DVX410 AC BOOT RETAINER END	2
2	DDVAC103410	DVX410 AC BOOT RETAINER SIDE	2
3	DDVAC001410	DVX410 AIR CHEST BOOT	1
4	DDVAC107410	DVX410 DRYER AIR CHEST BOOT CLAMP SIDES	2
5	DDVAC105410	DVX410 AIR BAFFLE	4
6	SBF501	M/C AIR BAFFLE BRACKET	8
7	DDVAC108410	DVX410 DRYER AIR CHEST BOOT CLAMP ENDS	2
8	DDVAC200410	DVX410 AIR CHEST (6 PANELS)	1
9	DDVAC207410	DVX410 AC MOUNTING ANGLE END	2
10	DDVAC206410	DVX410 AC MOUNTING ANGLE SIDE	2
11	DDVAC002410	DVX410 AIR CHEST BRACE	2



## 8.DVX410 DUST HOOD

REF	PART NUMBER	DESCRIPTION	QTY
1	DDVDH007410	DVX410 DH SIDE EXHAUST	1
2	DDVDH013410	DVX410 DH ACCESS DOOR	2
3	ZZ18190100	SNAP LATCH	4
4	ZVS623	WATER RESISTANT HUMIDITY SENSOR	2
5	ZVS637	AB-837E-TD1BN2A4-D4 TEMPURATURE SENSORS	2
6	ZDH152	LED DUST HOOD LIGHT	1
7	DDVDH002410	DVX410 DUST HOOD POSTS	4
8	DDVDH005410	DVX410 CLEAR DUST HOOD BOOT	1
9	DDVDH004410	DVX410 DH BOOT RETAINER LONG	5
10	DDVDH024410	DVX410 DH BOOT RETAINER SHORT	2
11	DDVDH022410	DVX410 DH FEEDER CONTROL ROD	1
12	ZBF003	PLASTIC KNOB WITH RECIPROCAL HANDLE	1
13	DDVDH025410	DVX410 DH FEEDER REMOVABLE BACK PANEL	1



### 9.DVX410 DISCHARGE HOPPER

REF	PART NUMBER	DESCRIPTION	QTY
1	DDVCD001410	DVX410 DISCHARGE HOPPER	1

